






5 LITTLE MONKEYS JUMPING IN THE BED









How to make a flannel story:

Print out flannel story, cut out each picture and laminate back and front
(you can use a laminate machine or use clear contact paper)

Attach velcro to the backs of each picture.

Print out fingerplay to go with it
and then you are ready to use it with your flannel board.

Puppets:

Attach popsicle sticks or tongue depressors
to the back of patterns and allow children to act out the story

Suggestion:

Store in a large ziploc bag or plastic/pocket cover sheet,
then you can put into a three ring binder.

Store binder in your Circle Time Area and
they will be right there when you need them.
(great handy resource for substitutes too!!!)